

Cal-Grant Report
2002-2006

| Anzar | <u>2002-2003</u> | <u>2003-2004</u> | <u>2004-2005</u> | <u>2005-2006</u> |
|------------------------------|-------------------------|-------------------------|-------------------------|-------------------------|
| Prior Year Seniors | 56 | 58 | 57 | 66 |
| Complete Application | 12 | 13 | 12 | 17 |
| Financially Ineligible | 5 | 9 | 8 | 9 |
| Other Ineligible | 1 | 1 | 1 | 0 |
| Awards | 6 | 3 | 3 | 8 |
| % of Seniors Completed Appl. | 21% | 22% | 21% | 26% |

| EI Portal Leadership Acad. | <u>2002-2003</u> | <u>2003 - 2004</u> | <u>2004-2005</u> | <u>2005 - 2006</u> |
|-----------------------------------|-------------------------|---------------------------|-------------------------|---------------------------|
| Prior Year Seniors | 0 | 0 | 5 | 0 |
| Complete Application | 0 | 0 | 0 | 16 |
| Financially Ineligible | 0 | 0 | 0 | 2 |
| Other Ineligible | 0 | 0 | 0 | 0 |
| Awards | 0 | 0 | 0 | 14 |
| % of Seniors Completed Appl. | 0 | 0 | 0 | |

| Gilroy | <u>2002-2003</u> | <u>2003-2004</u> | <u>2004-2005</u> | <u>2005-2006</u> |
|------------------------------|-------------------------|-------------------------|-------------------------|-------------------------|
| Prior Year Seniors | 467 | 528 | 493 | 549 |
| Complete Application | 92 | 90 | 107 | 123 |
| Financially Ineligible | 51 | 46 | 51 | 57 |
| Other Ineligible | 2 | 1 | 3 | 8 |
| Awards | 39 | 43 | 53 | 58 |
| % of Seniors Completed Appl. | 20% | 17% | 22% | 22% |

| Live Oak | <u>2002-2003</u> | <u>2003-2004</u> | <u>2004-2005</u> | <u>2005-2006</u> |
|------------------------------|-------------------------|-------------------------|-------------------------|-------------------------|
| Prior Year Seniors | 615 | 540 | 567 | 510 |
| Complete Application | 104 | 50 | 71 | 98 |
| Financially Ineligible | 65 | 34 | 41 | 46 |
| Other Ineligible | 4 | 1 | 0 | 4 |
| Awards | 35 | 15 | 30 | 48 |
| % of Seniors Completed Appl. | 17% | 9% | 13% | 19% |

Cal-Grant Report
2002-2006

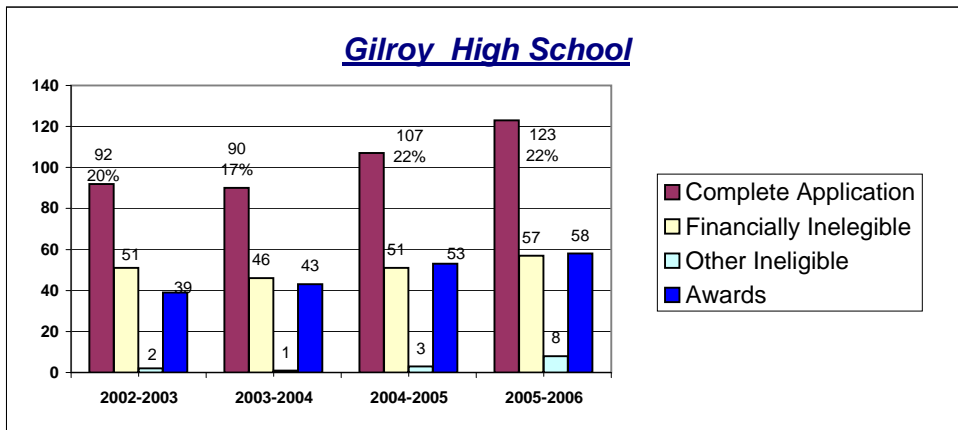
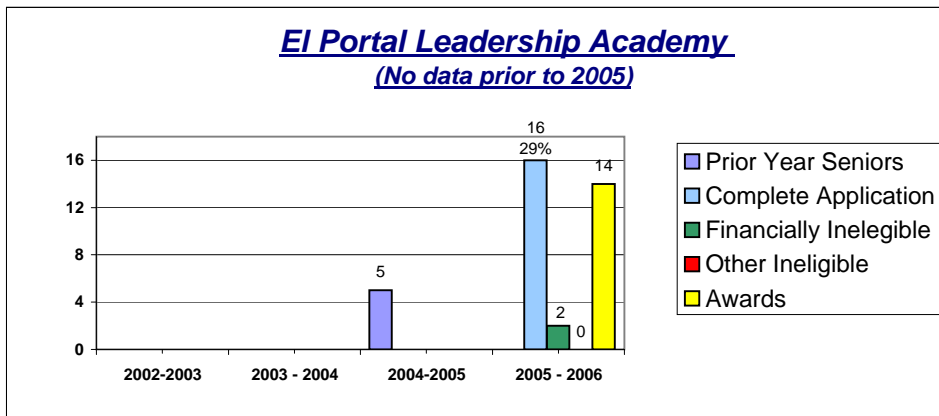
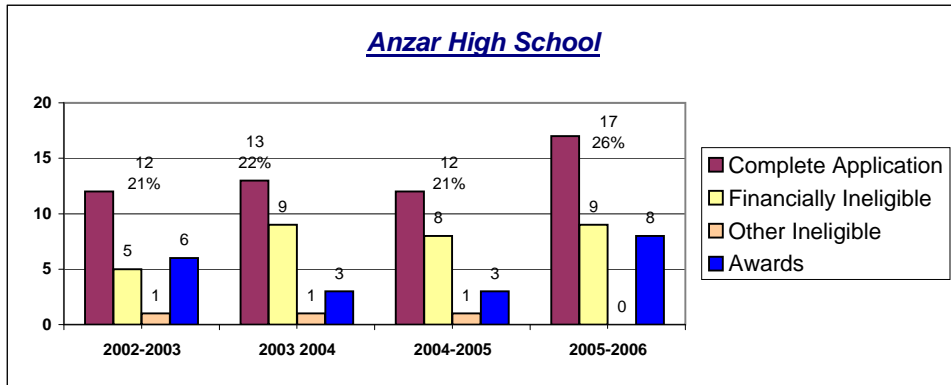
| Mt Madonna | <u>2002-2003</u> | <u>2003-2004</u> | <u>2004-2005</u> | <u>2005-2006</u> |
|------------------------------|-------------------------|-------------------------|-------------------------|-------------------------|
| Prior Year Seniors | 11 | 28 | 25 | 27 |
| Complete Application | 10 | 9 | 8 | 11 |
| Financially Ineligible | 0 | 0 | 0 | 1 |
| Other Ineligible | 0 | 1 | 1 | 0 |
| Awards | 10 | 8 | 7 | 10 |
| % of Seniors Completed Appl. | 91% | 32% | 32% | 41% |
| Totals: | 31 | 46 | 41 | 49 |

| San Benito | <u>2002-2003</u> | <u>2003-2004</u> | <u>2004-2005</u> | <u>2005-2006</u> |
|------------------------------|-------------------------|-------------------------|-------------------------|-------------------------|
| Prior Year Seniors | 478 | 483 | 528 | 631 |
| Complete Application | 111 | 100 | 128 | 162 |
| Financially Ineligible | 56 | 45 | 56 | 89 |
| Other Ineligible | 5 | 6 | 11 | 5 |
| Awards | 50 | 49 | 61 | 68 |
| % of Seniors Completed Appl. | 23% | 21% | 24% | 26% |
| Totals: | 700 | 683 | 784 | 955 |

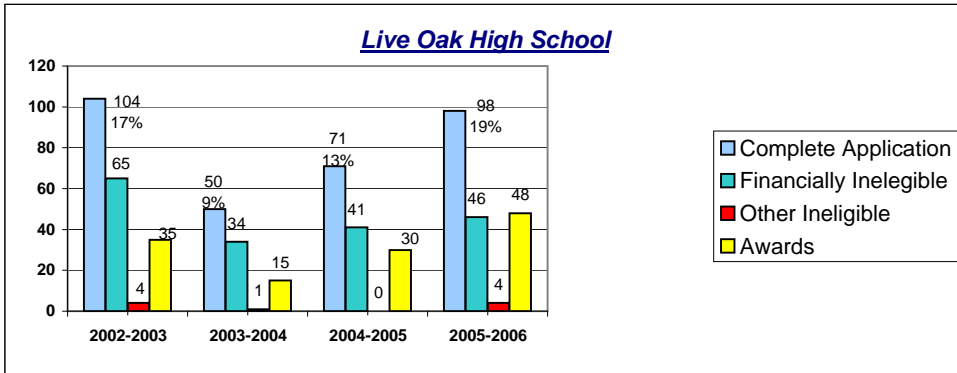
Cal-Grant Report
2002-2006

*Each year, Cal-SOAP has assisted more students and families in submitting their FAFSA & Cal-Grant applications.

*Reaching more students and parents with financial aid outreach efforts has resulted in a higher number of awards granted.

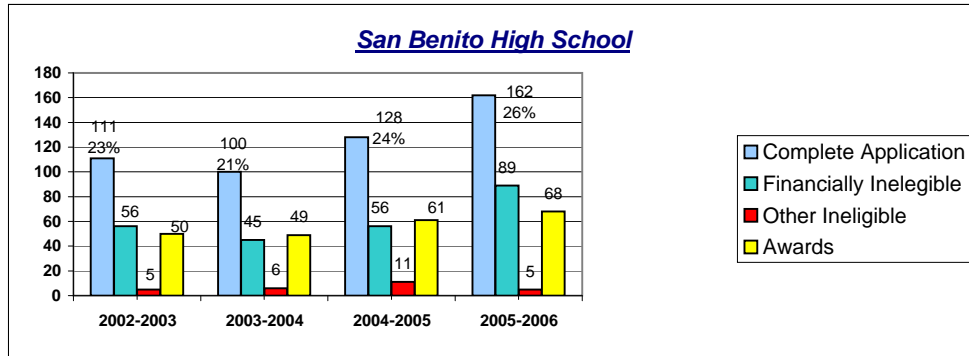
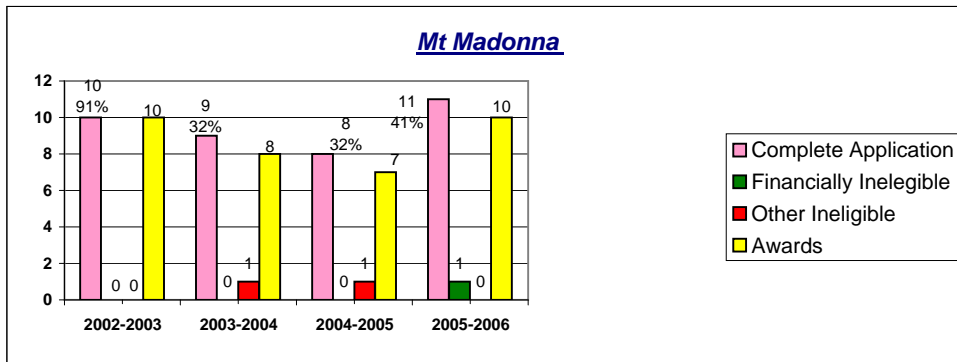


Cal-Grant Report
2002-2006



*In 2003-04, Cal-SOAP was not authorized to make classroom presentations @ LOHS.

*We have recovered what perhaps a successful EAOP program at Live Oak High had established by 02-03.



*In 2003-04, Cal-SOAP was not authorized to make classroom presentations @ SBHS.